

43. S e d g e d

1. ()
60)
B


- For hard rocks, cutting tools will need cooling and lubrication.
- Rock cuttings and debris must be removed.
- Unconsolidated formations will require support to prevent the hole from collapse.

D

The following low-cost, appropriate drilling methods are described and illustrated on the following pages:

- Percussion drilling
- Hand-auger drilling
- Jetting
- Sludging
- Rotary-percussion drilling
- Rotary drilling with flush

The table below may be used as a guide in the selection of the most appropriate drilling method.



S

P

M
C
H

... the auger head) is
... then withdrawn to
... edure is repeated
... This method is

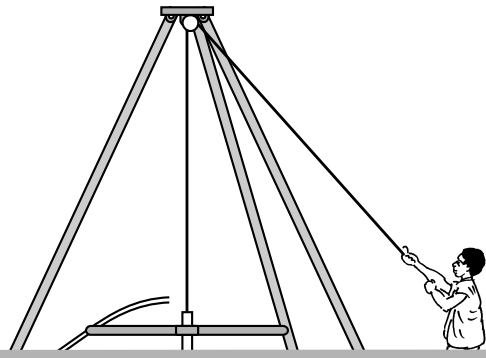
... and n
... arie
... abo
... o co

... oth
... avy
... with unstable rock formations.
... y holes to help remove cuttings.

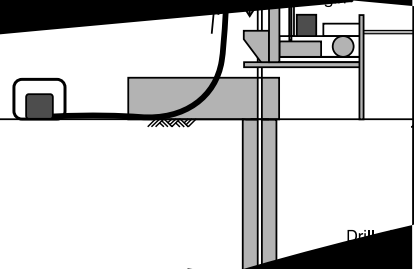
... ain.
... :
... are with other methods.
... ent can be heavy.
... oblems can occur with unstable rock formations.
Water is needed for dry holes.

V & W
Van Reekum Materials b.v., 115 Kanaal Noord, PO Box 98, AB Apeldoorn, The Netherlands.
Tel: +31 555 335466 Fax: +31 555 313335
V & W Engineering Ltd. (Vonder Rig), PO Box 131, Harare, Zimbabwe. Tel: +263 4 64365/63417 Fax: +263 4 64365

Water is pumped down the
of the drill-rods, emerging as a
It then returns up the borehole or
-pipe bringing with it cuttings and
bris. The washing and cutting of
e formation is helped by rotation
nd by the up-and-down motion
e drill-string. A foot-powered
le pump or a small internal-com
ion pump are equally suitable



Air,
flush
hole



Prepared by Bob Elson and Rod Shaw

WEDC Loughborough University Leicestershire LE11 3TU UK
www.lboro.ac.uk/departments/cv/wedc/ wedc@lboro.ac.uk

